"PSM10"

Preparations for the 2021 Local Government Elections

May 2021

SOUTH AFRICA

The Road to LGE 2021

2018

MDB completed municipal outer boundary re-determination process

February – November 2020

Public consultations on ward boundaries

The IEC provided the municipal segment of the national common voters' roll based on final registration as at NPE 2019

Minister of COGTA determines the formulae for determining the number of councillors for different categories of municipalities

The MECs responsible for local government use the formulae to determine and publish the number of councillors

The MDB commenced with the ward delimitation process in 2019

2019 - 2020

Handover of final ward boundaries to IEC

1 December 2020

SOUTH AFRICA

Provisional Timelines for LGE 2021

1. **October 2020 – March 2021**
   Alignment of voting districts to new ward boundaries

2. **April – May 2021**
   Targeted voter registration and communications (new and split VDs)

3. **May – June 2021**
   General voter registration and education campaign

4. **July – August 2021**
   Candidate nominations

5. **17 – 18 July 2021**
   Voter Registration Weekend

6. **2 August 2021**
   Proclamation Dates

7. **August – November 2021**
   1-2 days before elections: Special votes (home visits and at voting stations)
   +/- 7 days after elections: Announcement of results
   +/- 14 days after elections: Election of local municipal representatives to district councils

8. **27 October 2021**
   Election Date

SOUTH AFRICA

Free and Fair Elections

- Commission consulted with leaders of political parties, ministers of CoGta and Health
- Political leaders are diametrically opposed on whether the elections will be free and fair
- Commission decided to launch a process to undertake a systematic review of factors having a bearing on free and fair elections
  - Constitutional and legal framework
  - Ministry of Health
  - Ministry of Cogta
  - Political Parties
  - Health Experts
  - International experience
- Former Deputy Chief Justice has been appointed to undertake the enquiry
- Report to the Commission due on **23 July 2021**

Cessation of By-elections

- In terms of the extant Structures Act provisions, by-elections may not be held for vacancies arising from **1 May 2021**
- However, by-elections may still be held beyond this date if the vacancy arose before 1 May 2021
- The MEC for local government has to determine that the by-election must stand over until the general elections
- Last set of by-elections will be on 30 June 2021
- Eight (8) wards are affected

SOUTH AFRICA

Electoral System

- The current electoral system for local government is Mixed-Member Proportional
  - Ward councillors: 50 percent of council
  - Proportional councillors: 50 percent of council
- Voters in metropolitan municipalities will receive two ballot papers (ward and PR)
- Voters in local municipalities will receive three ballot papers (ward, PR for local council; PR for district council)

SOUTH AFRICA

Status on Legislative Amendments

- The Municipal Structures Amendment Bill has now been passed by both houses of Parliament
  - Cessation of by-elections
  - MEC's proclaiming by-elections
  - MM must inform the MEC and Commission of vacancies
  - Councillors removed by MC in terms code of conduct providing two year cooling period
  - Following an election list of candidates may only be amended after the inaugural council meeting
  - Excessive seats
  - Placing time limits of 48 hours to supplement list, candidates Elected on multiple lists

Status on Legislative Amendments

- The Electoral Laws Amendment Bill has also been passed by both houses of Parliament
  - Increasing the registration levels of political parties
  - Providing for a varied voting procedure for voters without addresses
  - Clarifying the effective date of the electoral code of conduct
  - Balancing the right to privacy of personal information and the right of freedom of expression in the publication of the voters' roll
  - Rationalizing the need for submission of an acceptance of nomination form
  - Removing the ballot paper statement from the Act. To be revised in the regulations

SOUTH AFRICA

Status on Legislative Amendments

a. Regulation on Registration of Political Parties

(Electoral Commission Act, 1996)

- Alignment to amendments in the Act i.r.o levels of registration i.e. National, Provincial, District/ Metropolitan
- Increase in number of signatures of supporters
- Increase in quantum of deposit for applications for registration
- Recognition of Party Leader as officer to communicate and make certain issues i.r.o changes in a party's particulars, e.g. logo or name, and deregistration

b. Regulation on Voter Registration (Electoral Act, 1998)

- Alignment to amendments in Act i.r.o provision of voters' roll to various parties and redaction of voters details and refusal to provide;
- Voter registration incl. Online self registration;
- Review of cost for purchase of voters roll;

Total Municipalities

- Number of municipalities remains unchanged from LGE 2016
  - 8 metropolitan municipalities
  - 205 local municipalities
  - 44 district municipalities

SOUTH AFRICA

Total Seats & Councillors

- The number of councillors to be elected will increase slightly from 2016 to 2021

Seat Type	2006	2011	2016	2021*	% Increase: 2016 to 2021
Metro Ward Seats	538	709	740	742	0.3%
Metro PR Seats	536	706	738	740	0.3%
Local Ward Seats	3 357	3 568	3 652	3726	2.1%
Local PR Seats	3 289	3 451	3 516	3586	2.0%
Disctrict Council Seats (40%)	640	654	655	674	2.9%
Disctrict Council Seats (60%)	917	967	984	1010	2.6%
DMA Seats	20	-	-	-	
Total Seats	**9 297**	**10 055**	**10 285**	**10478**	**1.9%**
Total Councillors	**8 380**	**9 088**	**9 301**		

SOUTH AFRICA

Available Seats and Councillors

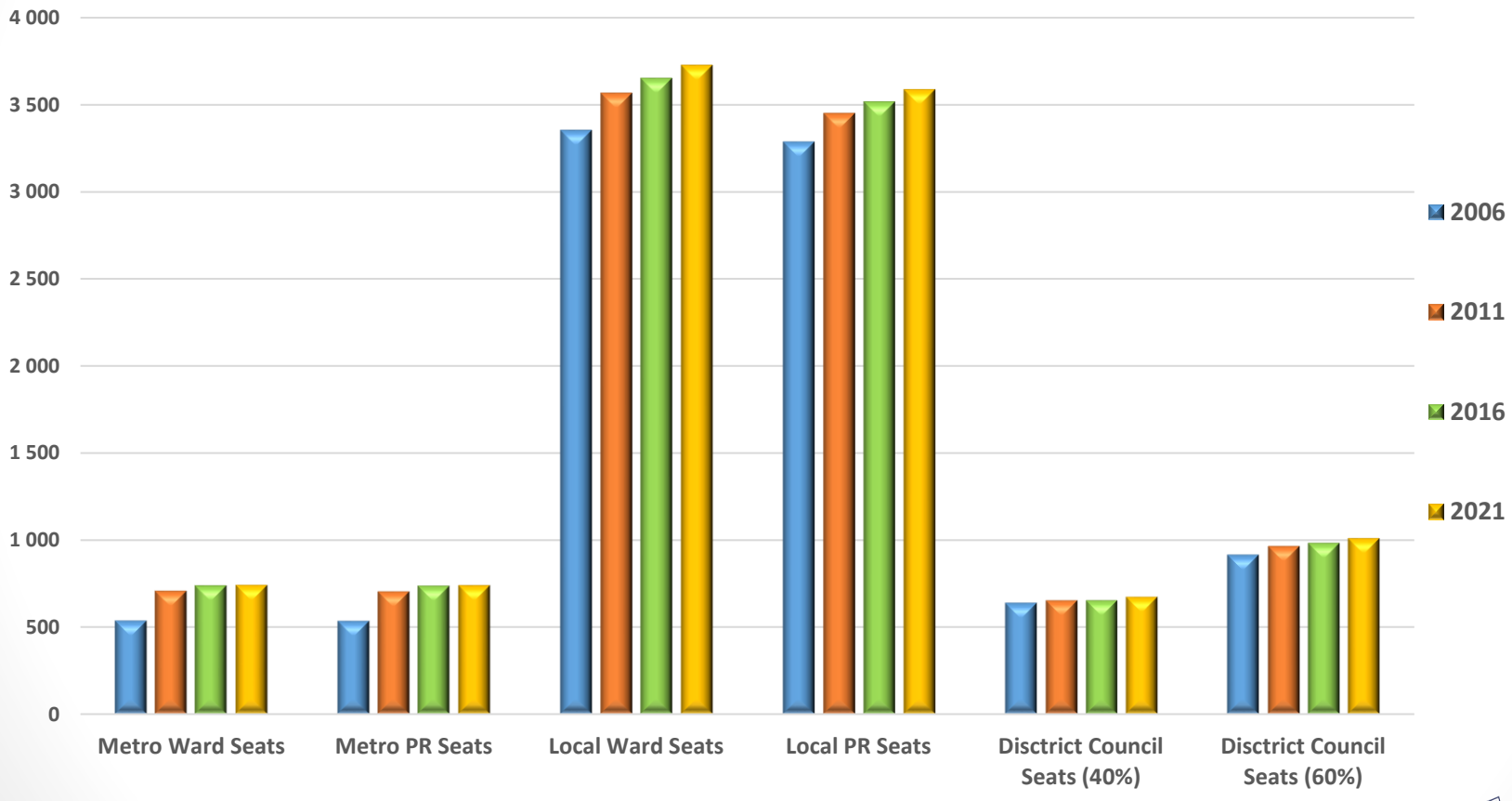

Ward Delimitation

- Following the handover of the list of ward boundaries by MDB in September and December 2020, the Electoral Commission is currently updating the VD delimitation in preparation for voter registration
- This phase of work includes:
  - update the delimitation of voting districts in accordance with recent population changes since NPE 2019
  - to adjust VDs that have been split by ward boundaries
  - to identify venues to be used as voting stations and
  - to consult with members of MPLCs on VD boundaries and choice of venues to be used as voting stations for LGE 2021
- This work is scheduled for completion by end of March 2021

SOUTH AFRICA

Final wards received from MDB by province

Province	Municipalities	MDB ward count 2021	Split voting districts
Eastern Cape	33	710	63
Free State	19	319	87
Gauteng	9	529	159
KwaZulu-Natal	44	901	162
Limpopo	22	568	45
Mpumalanga	17	400	247
North West	18	403	117
Northern Cape	26	232	72
Western Cape	25	406	171
Total	**213**	**4 468**	**1 123**

SOUTH AFRICA

Number of Wards 2000 – 2021

Election	Number of wards	% Increase between elections
2000	3 794	-
2006	3 895	2.7%
2011	4 277	9.8%
2016	4 392	2.7%
2021*	4 468	1.8%

* Total number of wards for LGE 2021 may still vary

SOUTH AFRICA

Number of Wards

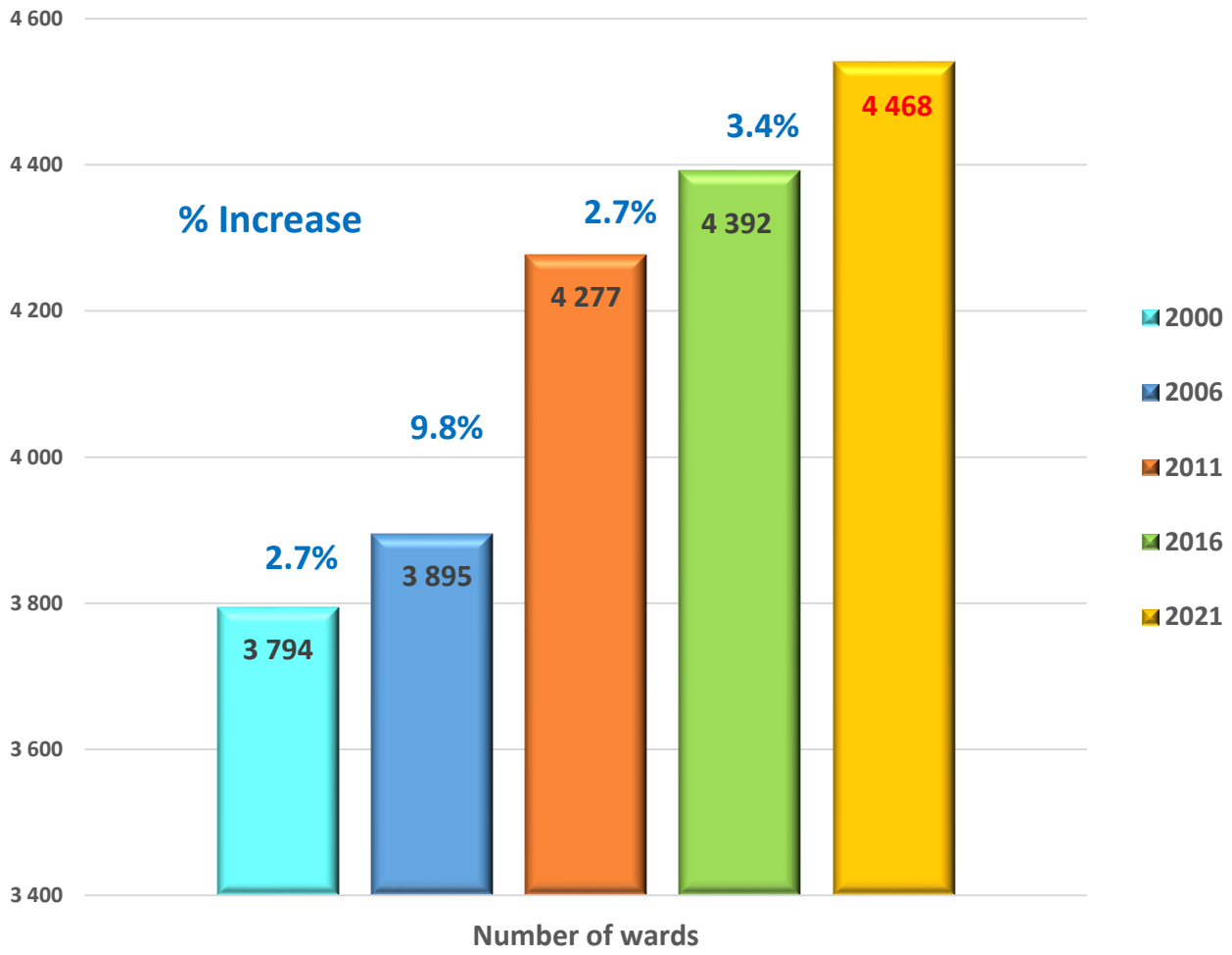

Voting District Delimitation

DELIMITATION PROGRESS					
Province	**Munic Count**	**2021 Ward Count**	**2021 VD Count**	**New VDs**	**Deleted VDs**
Eastern Cape	33	710	4809	29	12
Free State	19	319	1564	42	7
Gauteng	9	529	2812	51	10
KwaZulu-Natal	44	901	4939	56	2
Mpumalanga	17	400	1788	18	2
Northern Cape	26	232	728	24	3
Limpopo	22	568	3187	36	6
North West	18	403	1743	17	7
Western Cape	25	406	1576	17	20
TOTAL	**213**	**4 468**	**23 146**	**290**	**69**

Voters' Roll Growth: 1999 - 2021

Election Year	Registered Voters (in millions)
1999	18.17
2000	18.47
2004	20.67
2006	21.05
2009	3.18
2011	23.33
2014	25.39
2016	26.33
2019	26.76
2021* (May)	25.78

+47%

* The number of registered voters declines between general elections at an average rate of +/- 30 000 per month due to deaths. A nationwide voter registration campaign is planned ahead of LGE 2021

SOUTH AFRICA

Voters' Roll Growth: 1999 - 2021

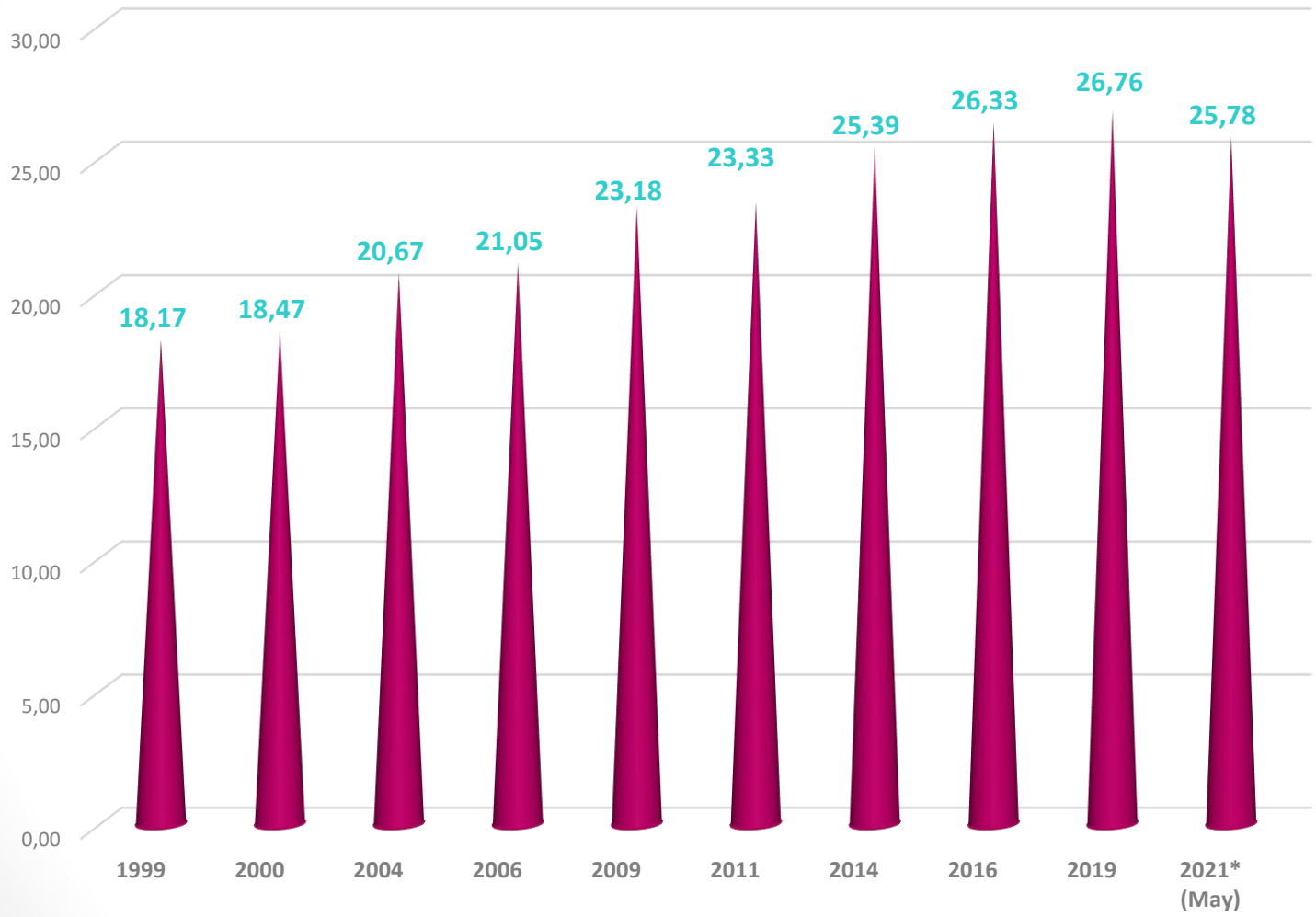

SOUTH AFRICA

Voters' Roll by Gender

4 May 2021

Province	Female	Male	Total
Eastern Cape	1 831 257	1 369 613	**3 200 870**
Free State	776 479	626 189	**1 402 668**
Gauteng	3 215 764	2 948 519	**6 164 283**
KwaZulu-Natal	3 022 375	2 323 906	**5 346 281**
Limpopo	1 489 668	1 018 326	**2 507 994**
Mpumalanga	1 031 137	845 089	**1 876 226**
North West	868 981	773 005	**1 641 986**
Northern Cape	324 847	278 881	**603 728**
Western Cape	1 672 587	1 362 802	**3 035 389**
Total	**14 233 095**	**11 546 330**	**25 779 425**
Percentage	**55%**	**45%**	**100%**

SOUTH AFRICA

Voters' Roll by Gender
4 May 2021

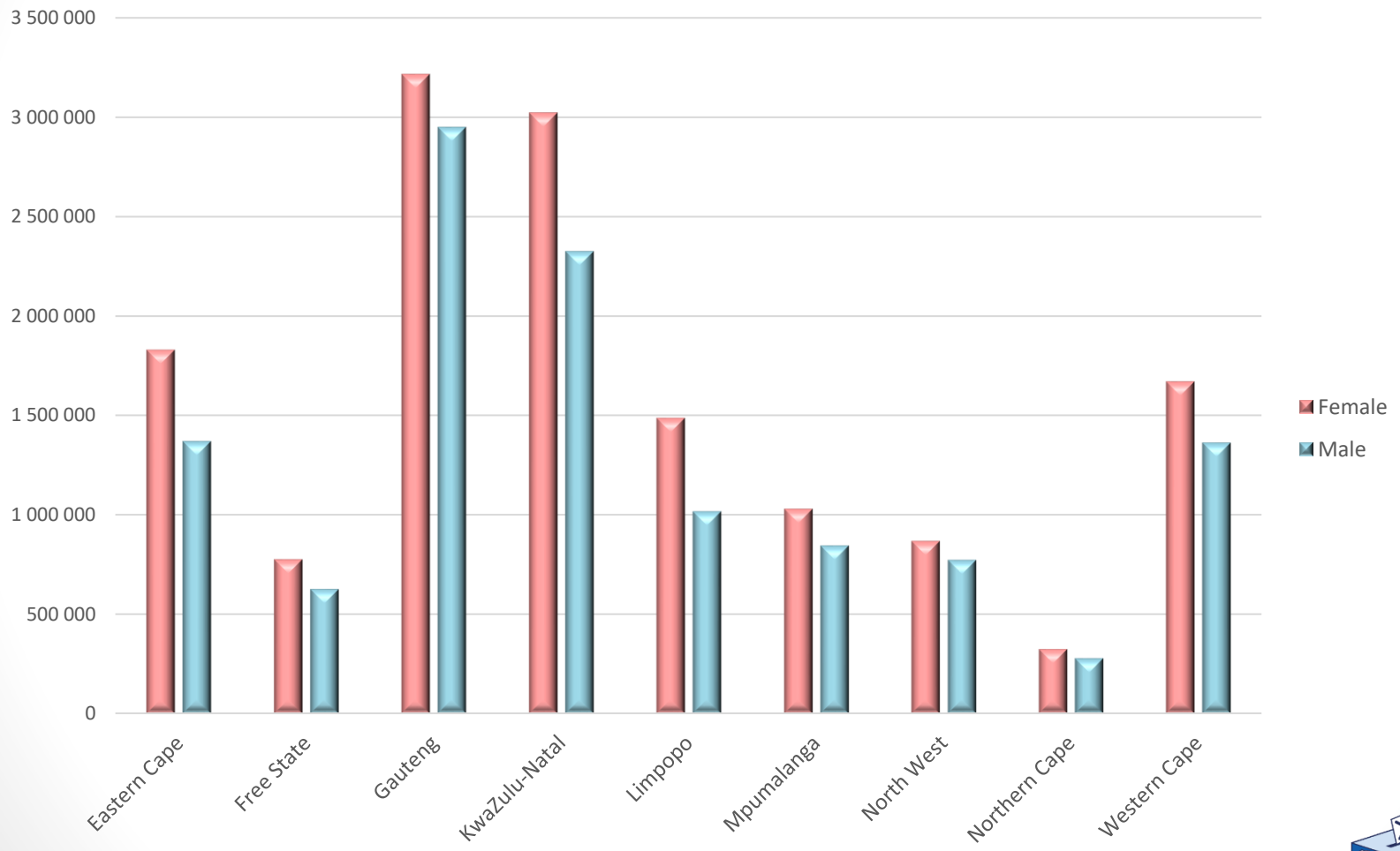

Voters' Roll by Age
4 May 2021

	Age Band								
Province	**18-19**	**20-29**	**30-39**	**40-49**	**50-59**	**60-69**	**70-79**	**80+**	**Total**
Eastern Cape	5 092	560 014	754 213	625 196	521 305	399 729	203 952	131 369	**3 200 870**
Free State	2 006	217 386	365 690	301 643	243 137	162 380	76 597	33 829	**1 402 668**
Gauteng	6 135	882 385	1 618 366	1 484 833	1 116 529	664 694	281 581	109 760	**6 164 283**
KwaZulu-Natal	9 956	1 139 446	1 468 552	1 057 114	769 644	511 565	263 925	126 079	**5 346 281**
Limpopo	7 615	443 798	639 141	512 959	391 413	261 939	148 885	102 244	**2 507 994**
Mpumalanga	3 515	334 947	533 119	397 158	297 166	184 896	82 460	42 965	**1 876 226**
North West	5 724	239 338	420 826	365 663	286 104	191 988	91 218	41 125	**1 641 986**
Northern Cape	1 279	98 063	154 025	134 211	105 264	67 465	30 607	12 814	**603 728**
Western Cape	3 490	405 342	717 049	709 164	579 425	365 223	179 908	75 788	**3 035 389**
Total	**44 812**	**4 320 719**	**6 670 981**	**5 587 941**	**4 309 987**	**2 809 879**	**1 359 133**	**675 973**	**25 779 425**
Percentage	**0.2%**	**16.8%**	**25.9%**	**21.7%**	**16.7%**	**10.9%**	**5.3%**	**2.6%**	**100%**

Status of Voters' Roll Addresses

Address Category	1 March 2016	%	4 May 2021	%
Complete Addresses	8 468 119	34%	24 210 484	93.8%
Potentially Incomplete Addresses	8 601 195	35%	272 180	1.1%
No Recorded Addresses	7 857 156	32%	1 253 130	4.9%
"REC AS" Addresses	-	-	66 568	0.3%
Total Registered Voters	24 926 470	100%	25 802 362	100%

SOUTH AFRICA

Voters' Roll Address Progress 2016 - 2021

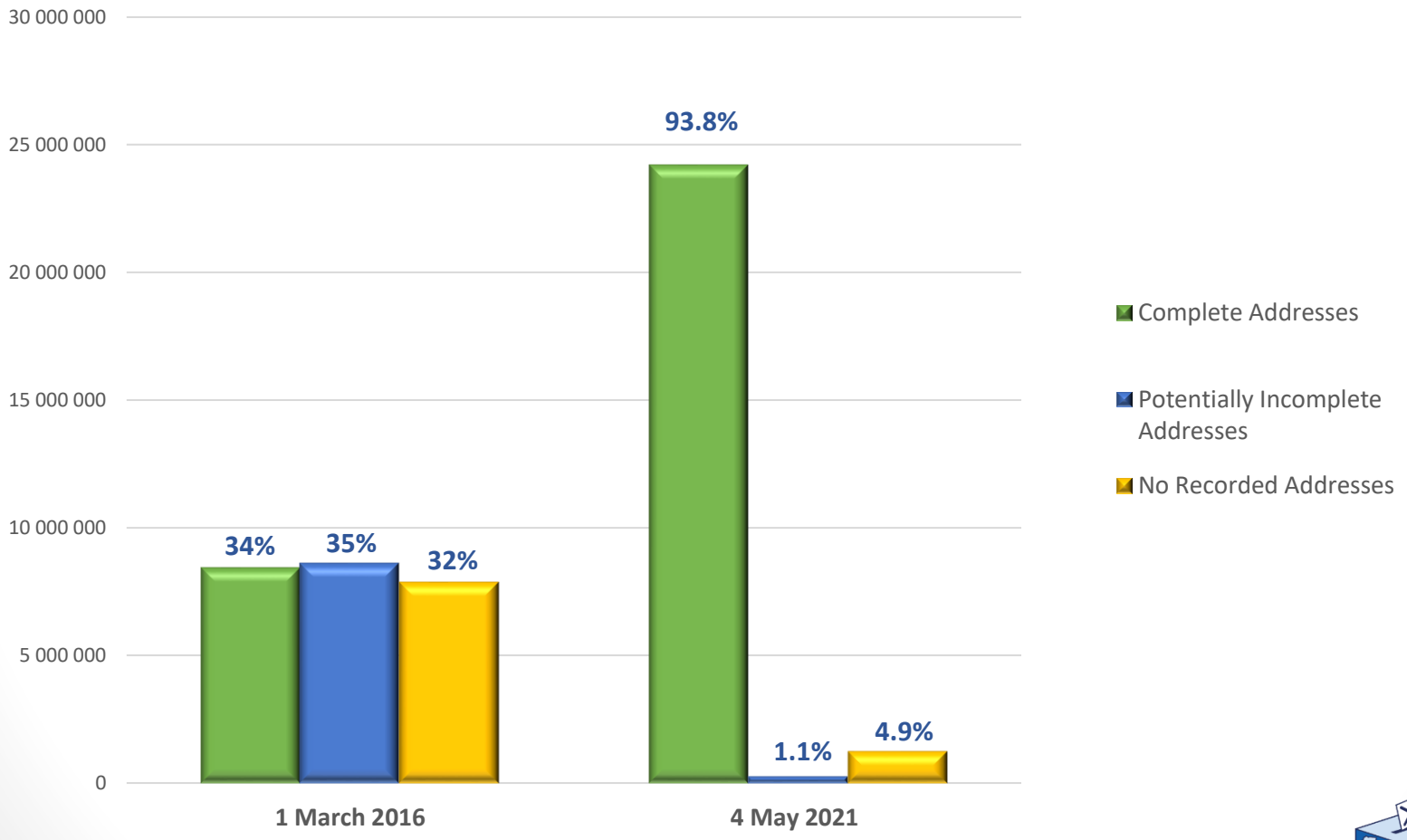

Voters' Roll Addresses by Province 4 May 2021

Province	Complete Addresses	Potentially Incomplete Addresses	"REC-AS" Addresses	No Recorded Addresses	Total
Eastern Cape	2 963 811	59 871	17 012	160 176	**3 200 870**
Free State	1 281 812	10 877	3 529	106 450	**1 402 668**
Gauteng	5 703 789	42 401	9 688	408 405	**6 164 283**
KwaZulu-Natal	5 072 345	69 926	14 597	189 413	**5 346 281**
Limpopo	2 386 569	13 655	4 794	102 976	**2 507 994**
Mpumalanga	1 711 976	23 342	6 401	134 507	**1 876 226**
North West	1 550 739	13 127	2 291	75 829	**1 641 986**
Northern Cape	560 431	13 117	1 342	28 838	**603 728**
Western Cape	2 938 331	41 673	3 621	51 764	**3 035 389**
Total	**24 169 803**	**287 989**	**63 275**	**1 258 358**	**25 779 425**
Percentage	**93.8%**	**1.1%**	**0.2%**	**4.9%**	**100%**

SOUTH AFRICA

No Recorded Addresses

by Municipality 4 May 2021

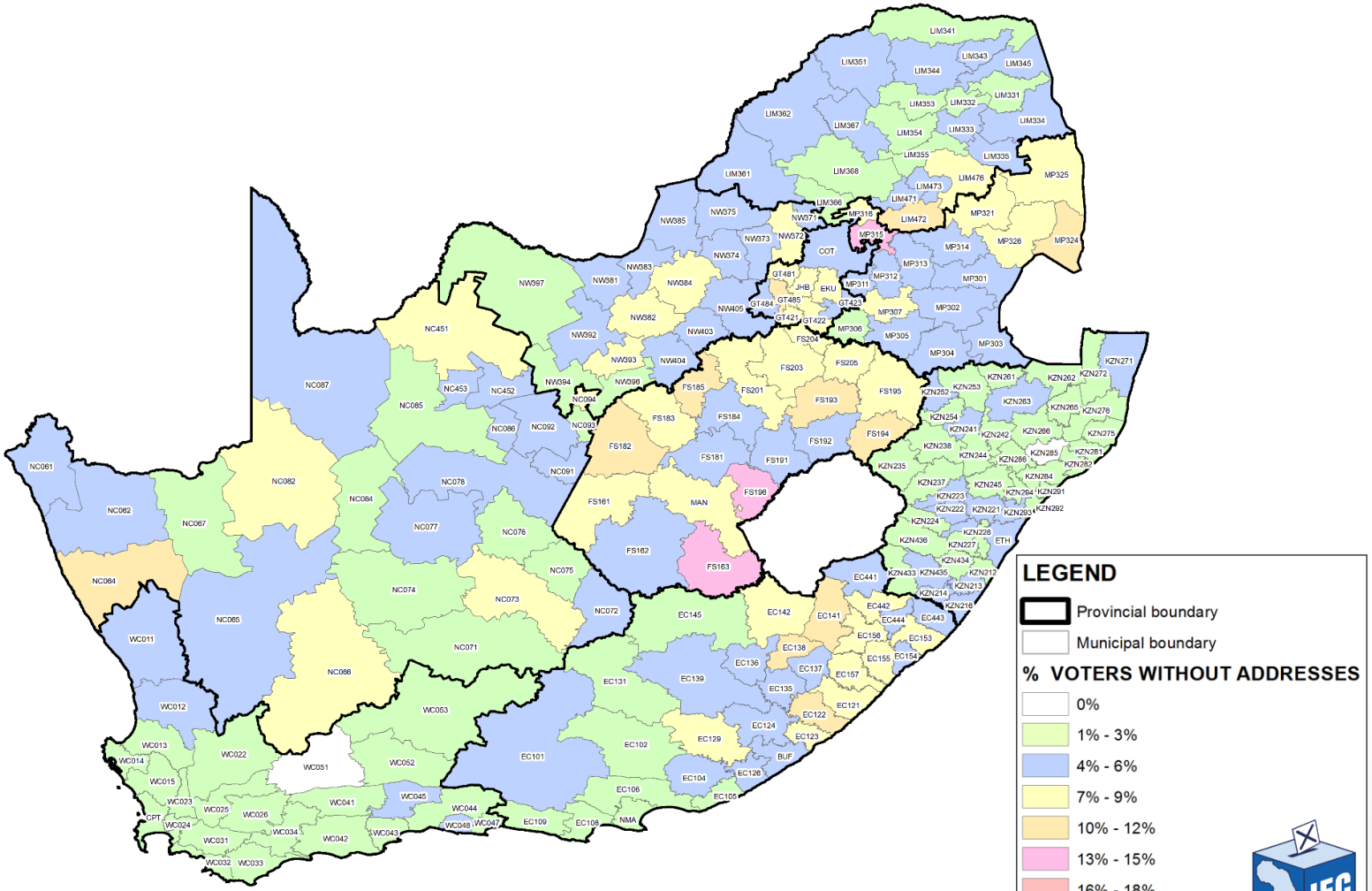

No Recorded Addresses

by Municipality 4 May 2021

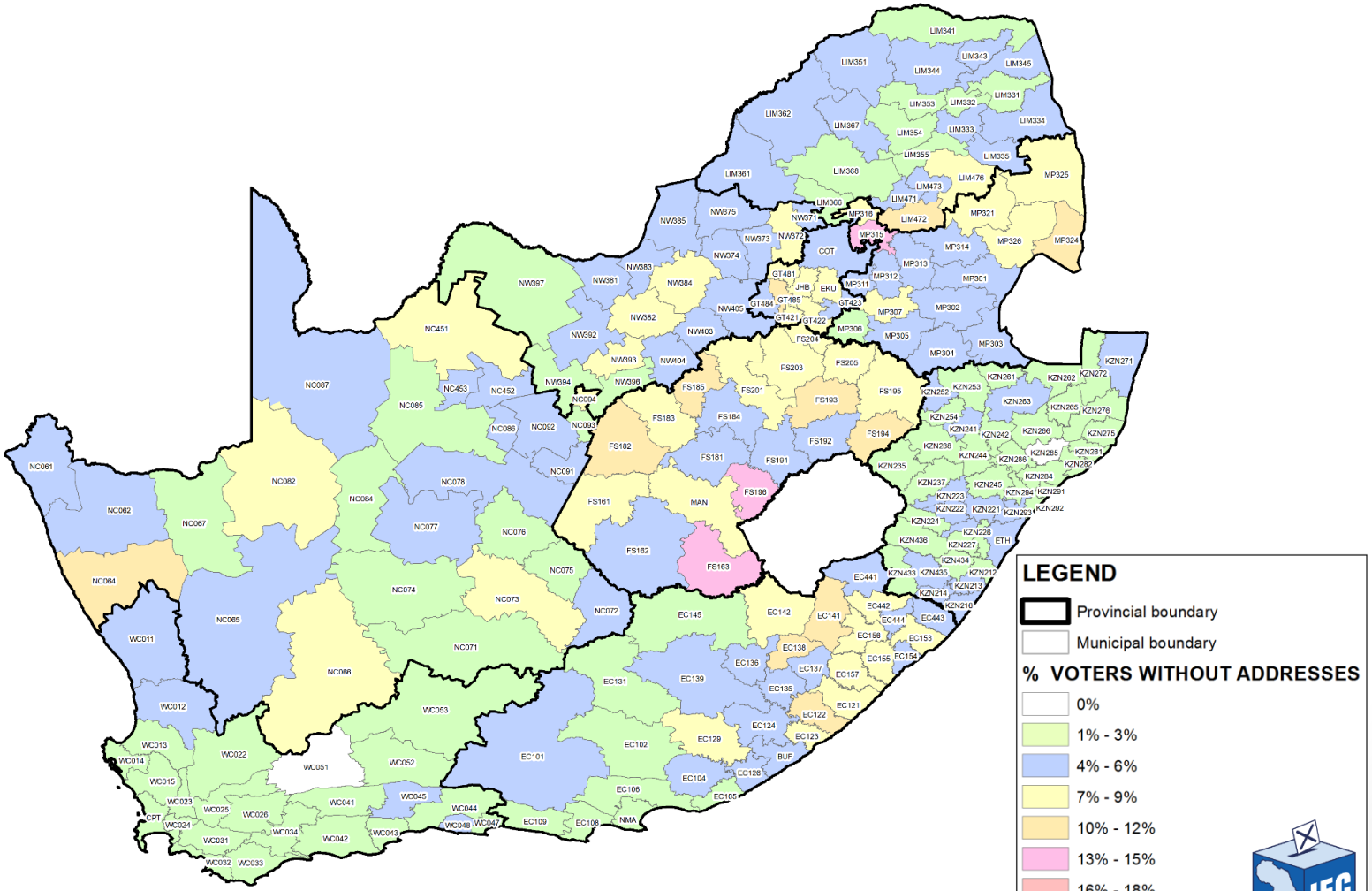

No Recorded Addresses

by Municipality 4 May 2021

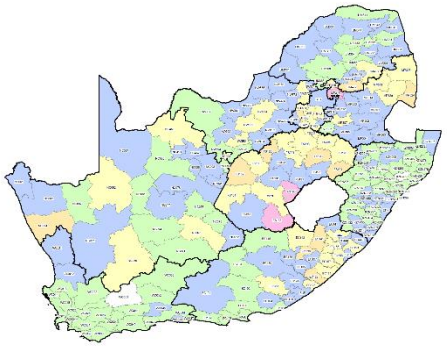

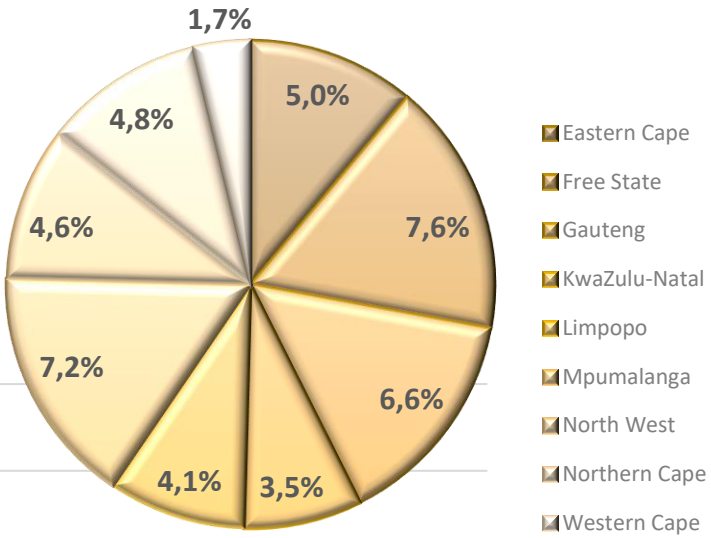

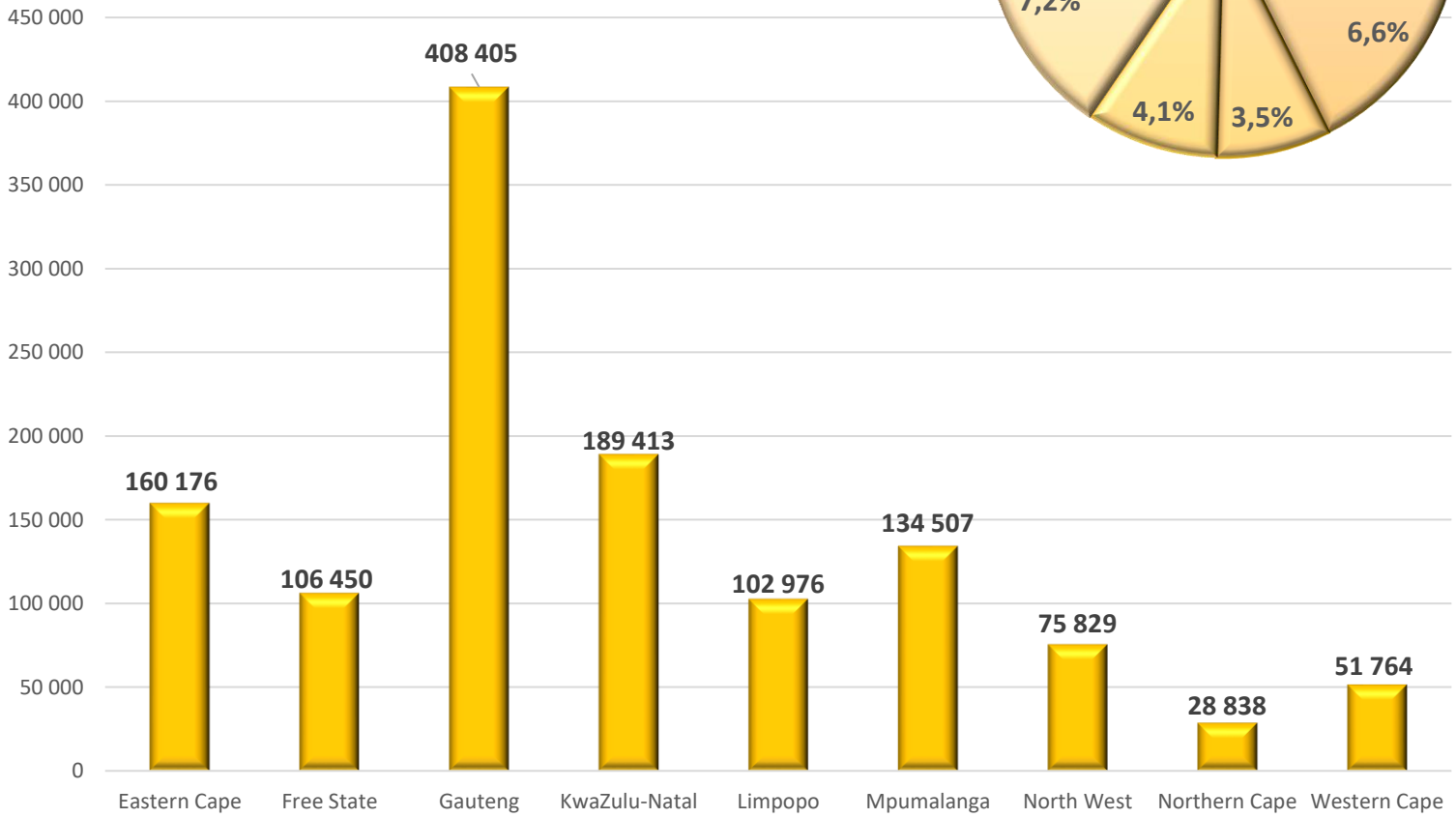

IEC SOUTH AFRICA

Potentially Incomplete Addresses

by Municipality 4 May 2021

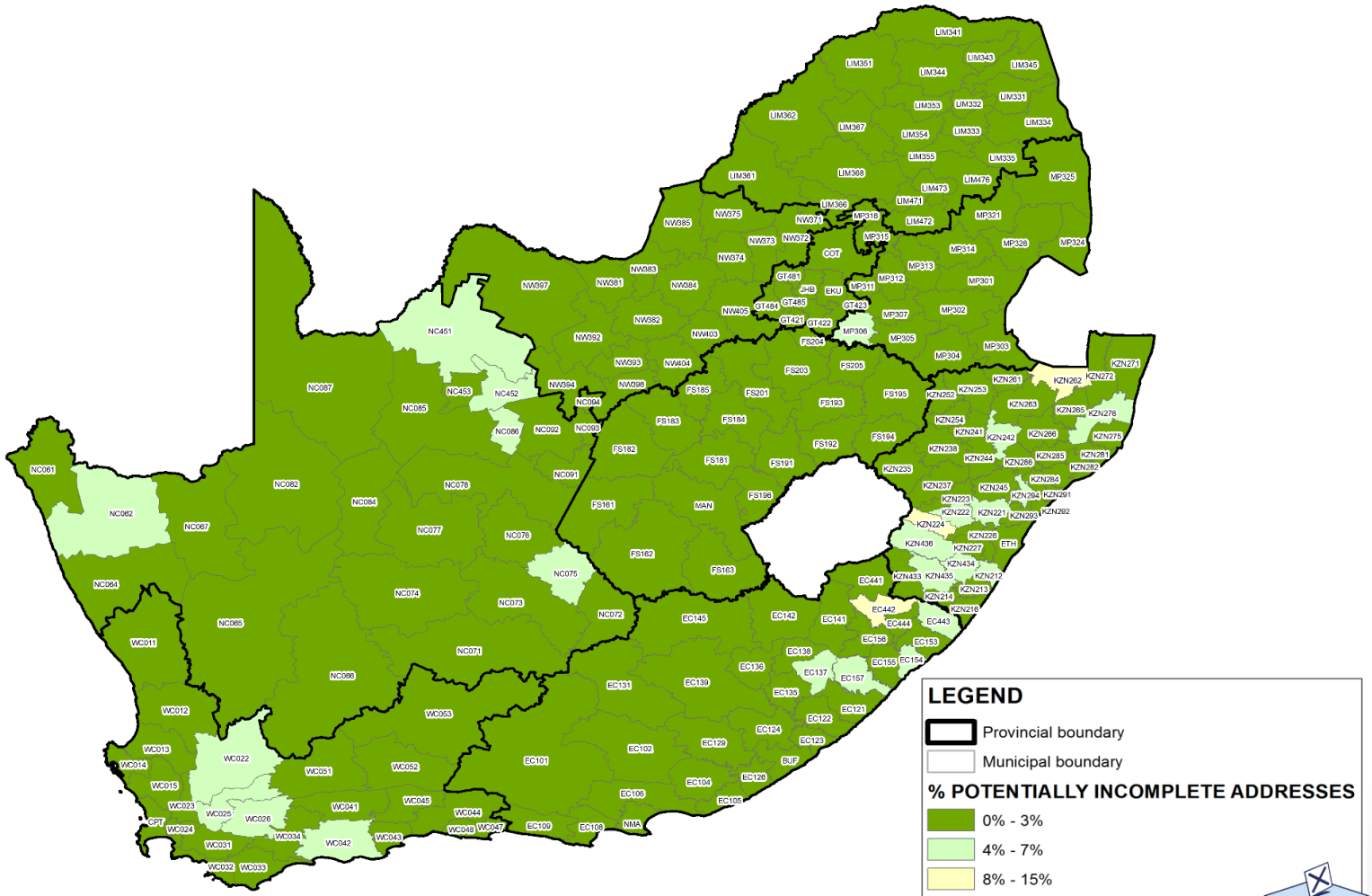

IEC SOUTH AFRICA

Potentially Incomplete Addresses

by Municipality 4 May 2021

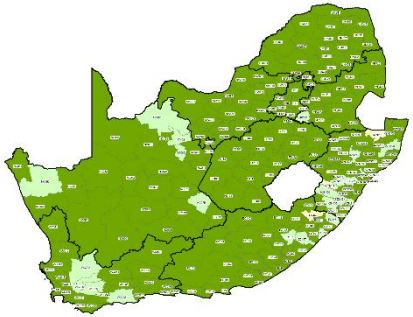

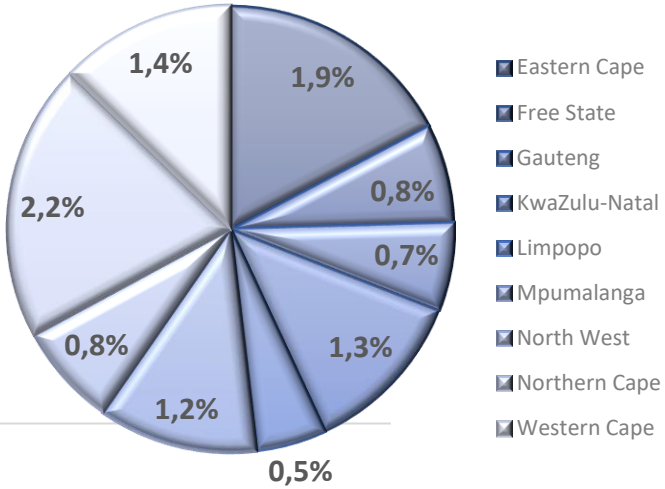

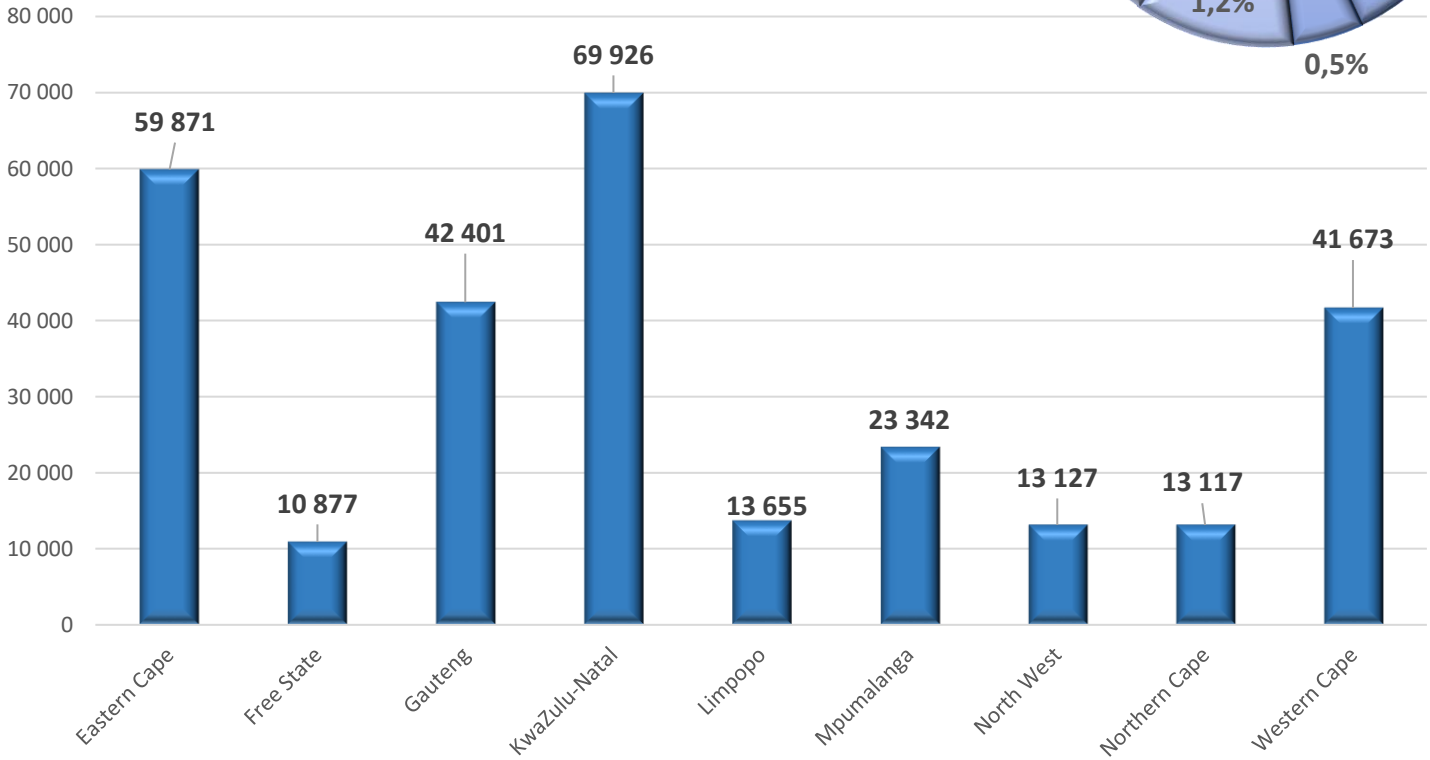

Complete Addresses

by Municipality 4 May 2021

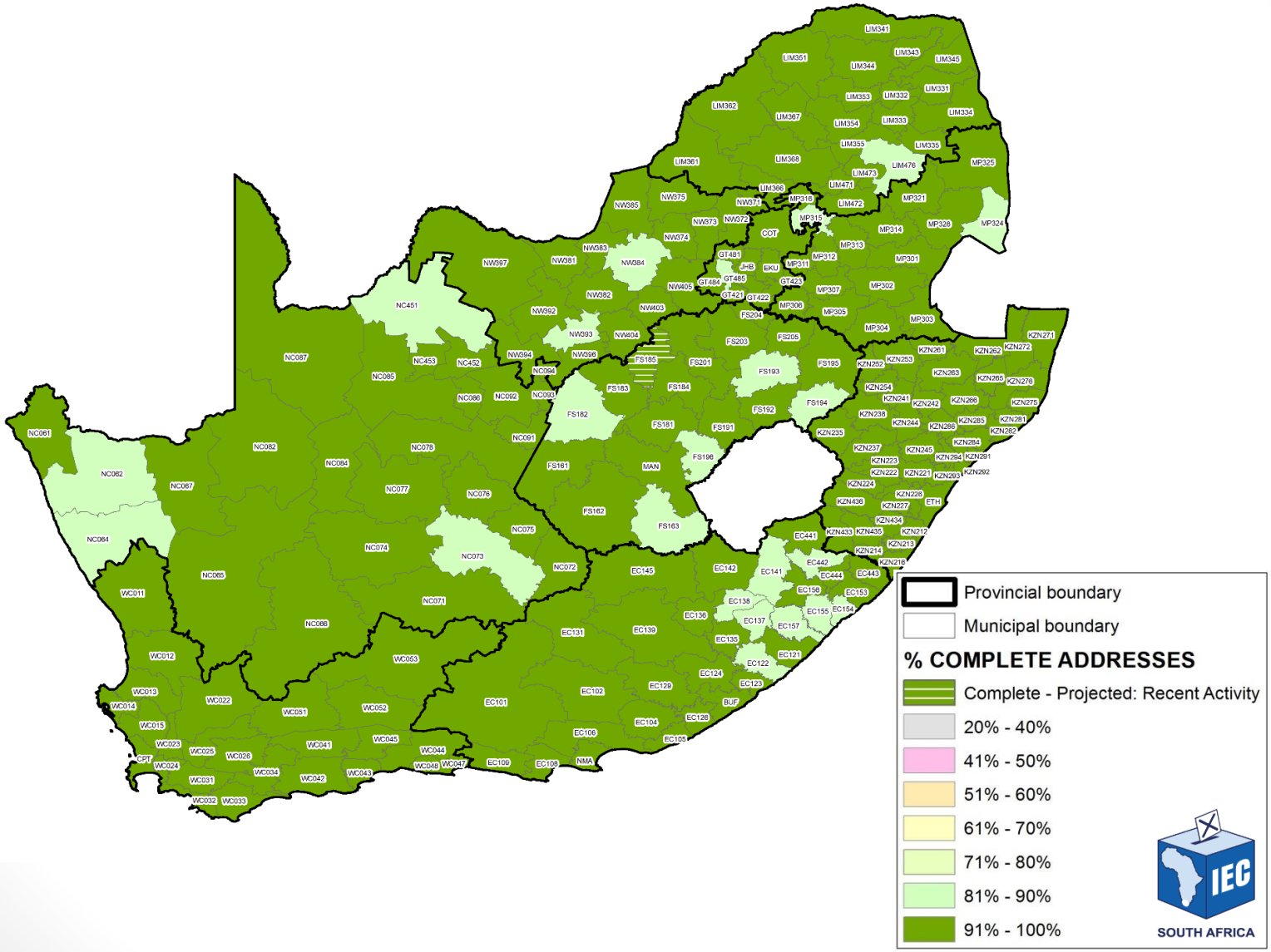

Complete Addresses

by Municipality 4 May 2021

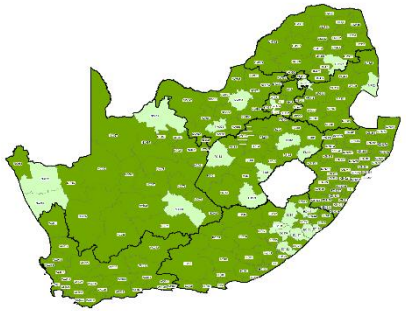

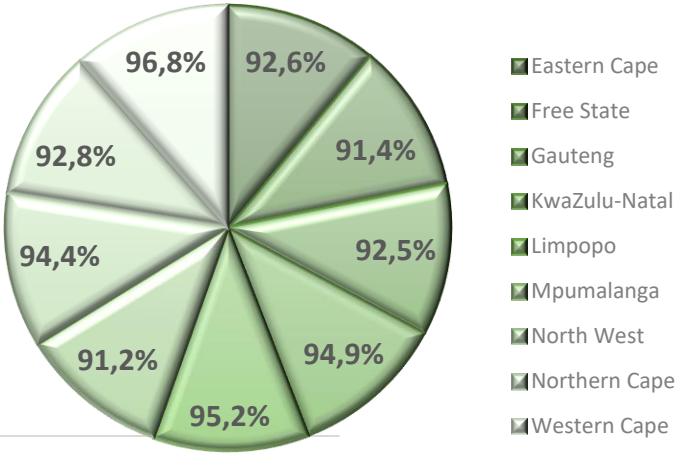

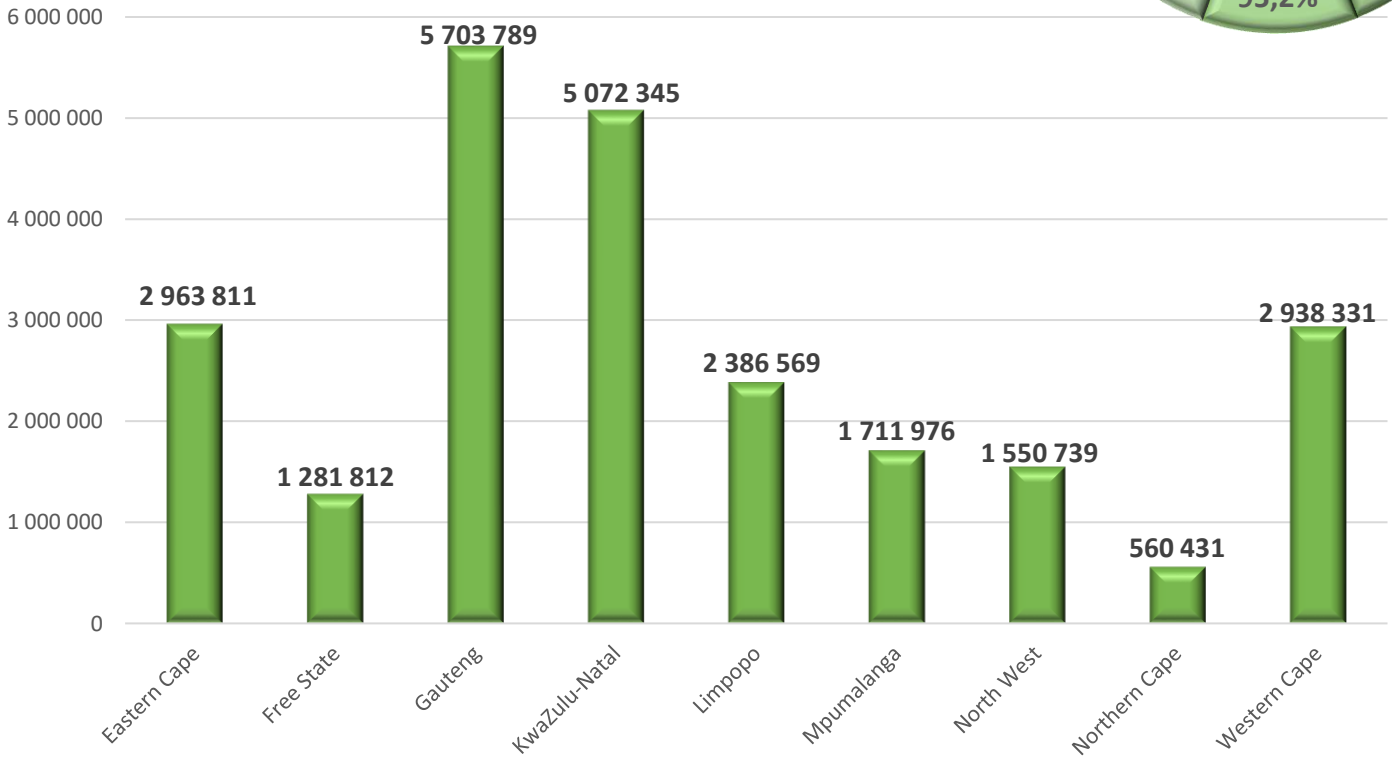

Communication and Voter Education

- An informed electorate is a key success factor for free and fair elections
- The Electoral Commission embarks on heightened communication and voter education programmes ahead of elections to ensure the electorate is empowered with information relating to participation in elections including:
  - The importance of participation by each citizen
  - How to register and update voter registration information
  - Where and how to vote
- Other key areas of communications in the upcoming LGE 2021 will include:
  - COVID-19: Explaining the new COVID-19 protocols and how these will keep voters, election staff, observers, party agents and others safe
  - Disinformation: The rise of social media has also seen a rise in disinformation which has the potential to undermine the freeness and fairness of elections. Educating voters on the dangers of disinformation and how to spot it/report it.

Recruitment and Training

- The criteria for the recruitment of electoral staff developed in consultation with the NPLC
- Key consideration being to exclude persons that may be partisan (no-one who has held office in a political party may serve as an election official)
- Names of proposed presiding officers and deputies are presented to MPLCs for objection before they are confirmed.
- Approximately 58 000 electoral staff are recruited and trained for the registration events and +/- 207 000 for voting day
- National Registration Training Workshop completed
- Provincial Registration Training Workshop underway
- Training rollout to commence from 4 June 2021

SOUTH AFRICA

Key Innovations for LGE 2021

1. New **Voter Management Devices** are being procured ahead of LGE 2021 to replace “zip-zips”

- New generation technology will allow for enhanced voter registration and monitoring of voter participation in real time. This includes:
  - The ability to capture an address or place of residence during **registration** and to verify the address against ward boundaries
  - To support other functions such as a **central voters’ roll (voter participation), electoral staff attendance** and **ballot paper tracking**.

Key Innovations for LGE 2021

2. A revamped **public website** for improved navigation and communications

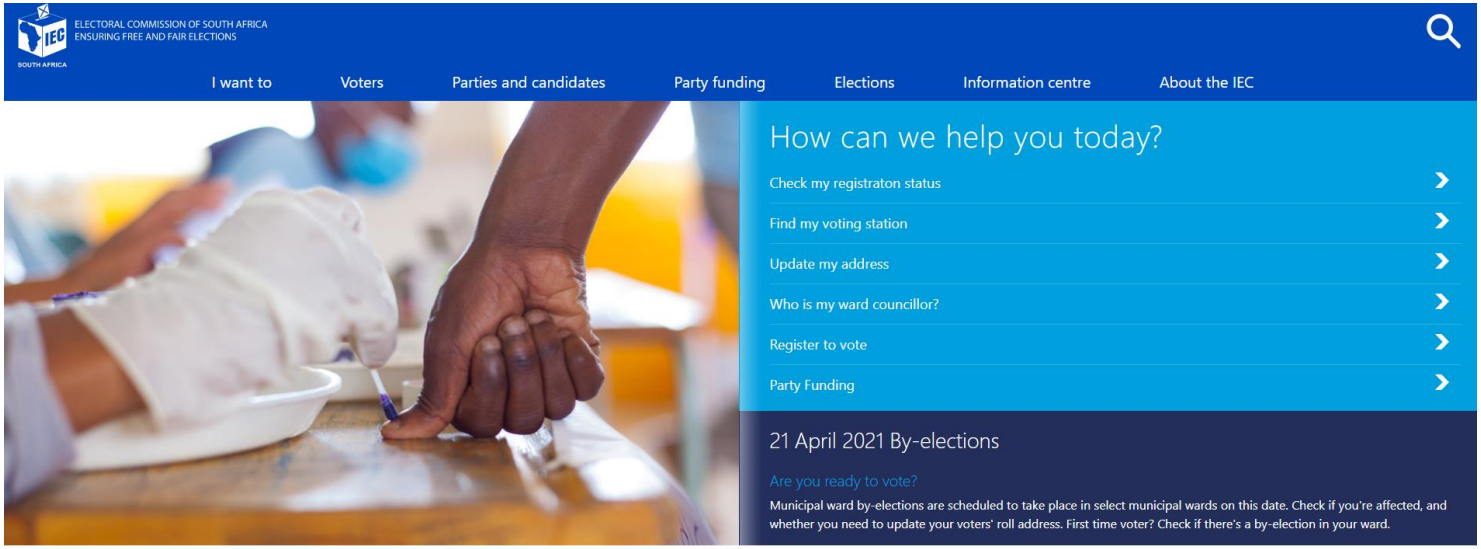

3. A public **reporting app for disinformation** on social media in association with Media Monitoring Africa towards end of May which will form part of a larger Electoral Justice system

SOUTH AFRICA

Key Innovations for LGE 2021

4. Introduction of **e-Learning** modules for training of election staff

5. Introduction of **e-Recruitment** for internal staff appointments as well as those of electoral staff. Test scores will be received and incorporated from eLearning where relevant.

6. Enhancements to the **Online Candidate Nomination** system used successfully by parties during the previous two general elections and by-elections.

7. Introduction of a new and revamped **Voter Registration System.**

8. Introduction of an **Online Observer Application** system.

SOUTH AFRICA

Key Innovations for LGE 2021

8. Introduction of an **internal dashboard** with information on key election systems and processes.

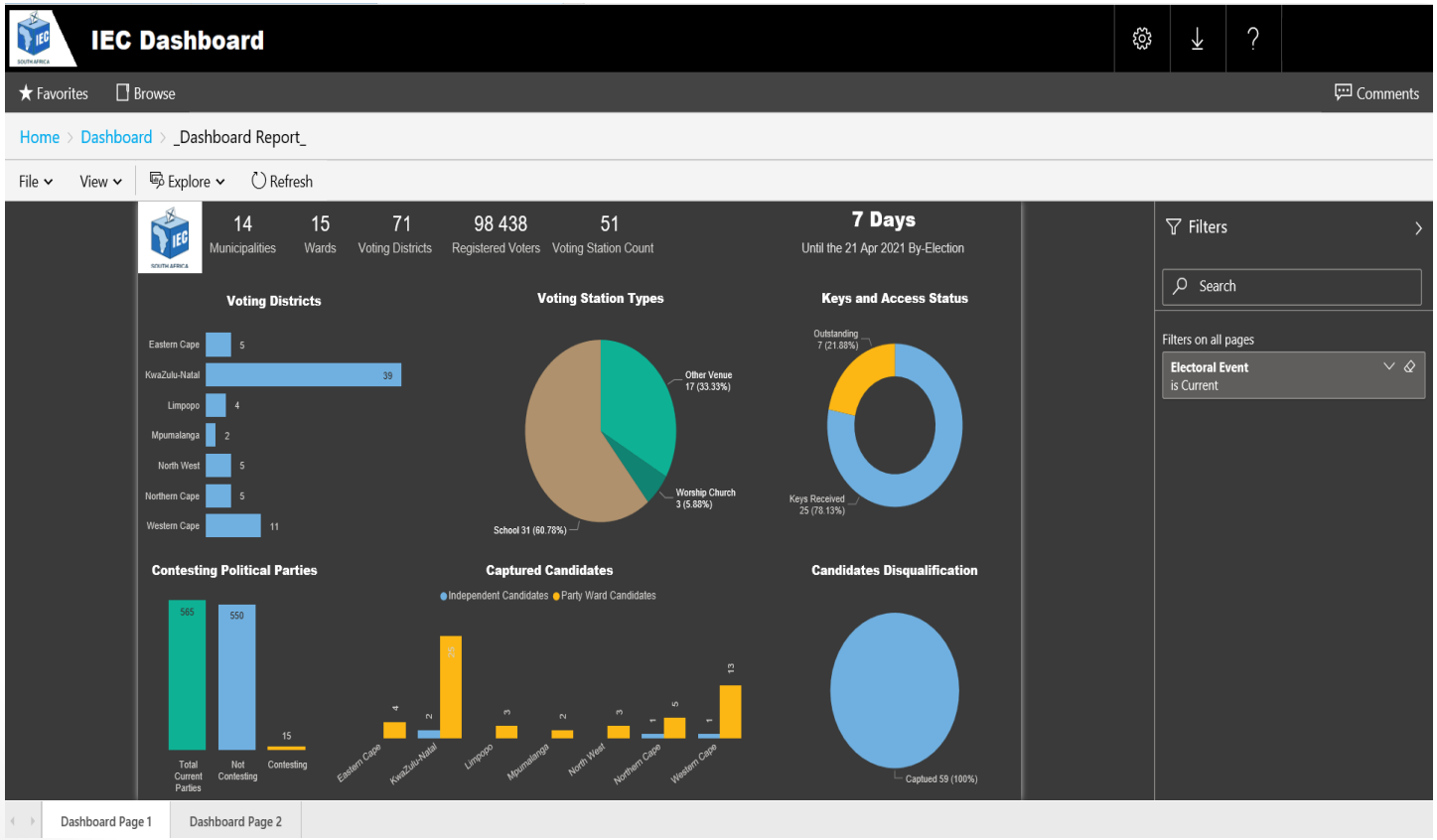

SOUTH AFRICA

Key Innovations for LGE 2021

9. Introduction of a progressive web app **VotaChat** portal towards the end of May which will enable online self-registration for voters. The portal will be available on any computer or mobile phone with a browser.

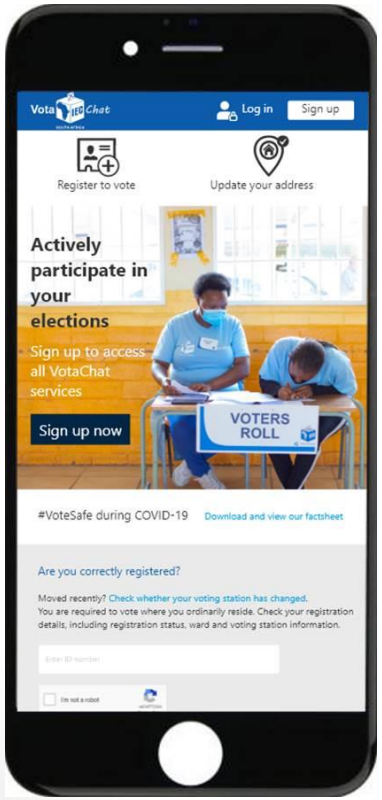

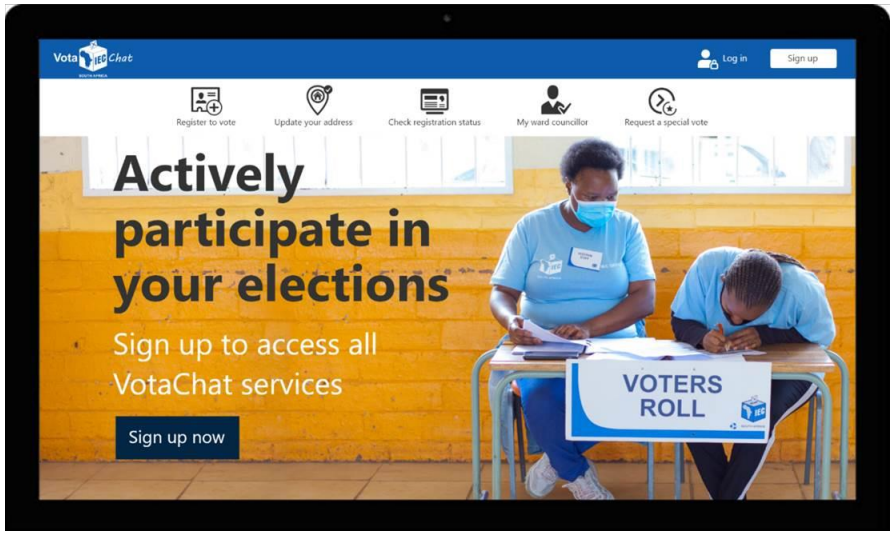

COVID-19 Protocols for Elections

- In order to prevent the elections posing a risk to all participants, the Electoral Commission introduced a range of special COVID-19 prevention measures for by-elections in 2020
- These included:
  - Strict social distancing practices both outside and inside voting stations
  - The mandatory wearing of masks over nose and mouth of all persons within the boundaries of the voting station
  - The application of hand sanitisers to all persons entering and exiting the voting station
  - The replacement of the traditional indelible ink marker pens with an indelible ink liquid which will be applied from a bottle to the thumb of voters using cotton buds which will be disposed after each use
- Protective equipment including masks, gloves and face shields was procured for election staff for voting stations and for conducting home visits for those voters who are physically disabled, infirm or pregnant

IEC
SOUTH AFRICA

Thank you